

RESOLUTION 2022-09

OF THE TOWN OF NASHVILLE, INDIANA
REGARDING THE TRANSFER OF APPROPRIATIONS
IN CERTAIN TOWN BUDGETS

WHEREAS, the Town Council of Nashville, Indiana adopted General, MVH, CCD, LOIT, EDIT and Food & Beverage and;

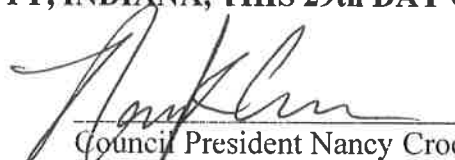
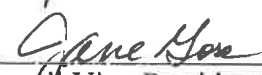
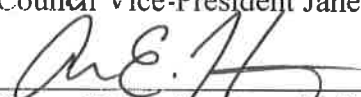


WHEREAS, during the course of the year the actual expenses for these budgets changed in scope and intent of the original plans and;

WHEREAS, sufficient appropriations are available to provide for the necessary transfers and;

WHEREAS, it has been determined that it is now necessary to transfer appropriations from one line item to another within each of the current annual budgets;

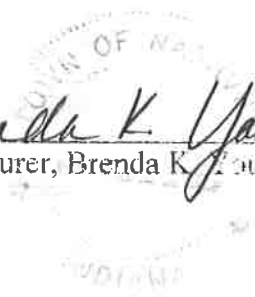
NOW THEREFORE BE IT RESOLVED, by the Town Council of the Town of Nashville, Brown County, Indiana that the transfer of appropriations is set apart out of the appropriations herein named in the attached exhibits titled (A) Before 2022 Year End Line-Item Transfers and (B) After 2022 Year End Line-Item Transfers, and for the purposes specified in same exhibits, subject to the laws governing the same.

PASSED AND ADOPTED BY THE TOWN COUNCIL OF THE TOWN OF NASHVILLE, BROWN COUNTY, INDIANA, THIS 29th DAY OF DECEMBER, 2022.

	<input checked="" type="radio"/> yea	<input type="radio"/> nay	<input type="radio"/> abstain
Council President Nancy Crocker			
	<input checked="" type="radio"/> yea	<input type="radio"/> nay	<input type="radio"/> abstain
Council Vice-President Jane Gore			
	<input checked="" type="radio"/> yea	<input type="radio"/> nay	<input type="radio"/> abstain
Council Member Anna Hofstetter			
	<input checked="" type="radio"/> yea	<input type="radio"/> nay	<input type="radio"/> abstain
Council Member Tyra Miller			
	<input checked="" type="radio"/> yea	<input type="radio"/> nay	<input type="radio"/> abstain
Council Member David Rudd			

ATTEST:


Clerk-Treasurer, Brenda K. Young



Installed by the TOWN OF NASHVILLE-2018

Appropriation Report

Date: 12/28/2022 09:46:04 AM

All Appropriations

APPRACCOUNTS.FRX

Check Date From 12/01/2022 Thru 12/31/2022

Grouped By Fund Number

Ordered By Appropriation

APPROP	TITLE	FORWARDED	CURRENT	TRANSFRD	ADDL/ADJ	ENCUM	EXP-MTD	EXP-YTD	LIQ NOT EXP FWD	UNENCUM BAL	UNEXPEND BAL	% LEFT
**Fund Number 1101												
1101001105.000	GEN CHIEF ADMIN OFFICER	0.00	12500.00	0.00	0.00	0.00	1033.00	12748.28	0.00	-248.28	-248.28	-1.98%
1101001115.000	GEN ADMIN CUSTOMER CARE	0.00	7405.00	0.00	0.00	0.00	462.72	6964.49	0.00	440.51	440.51	5.94%
1101001155.000	GEN ADMIN TOWN MANAGER	0.00	16941.00	0.00	0.00	0.00	1900.00	18338.46	0.00	-1397.46	-1397.46	-8.24%
1101001189.000	GEN ADMIN VOCA	0.00	13500.00	0.00	0.00	0.00	0.00	12932.21	0.00	567.79	567.79	4.20%
1101001191.000	GEN ADMIN EMPLOYERS FICA	0.00	3851.00	0.00	0.00	0.00	282.56	2868.47	0.00	982.53	982.53	25.51%
1101001192.000	GEN ADMIN PERF	0.00	7149.00	0.00	0.00	0.00	536.61	5898.16	0.00	1250.84	1250.84	17.49%
1101001193.000	GEN ADMIN UNEMPLOYMENT	0.00	100.00	0.00	0.00	0.00	0.00	0.00	0.00	100.00	100.00	100.00%
1101001194.000	GEN ADMIN EMPLOYERS HEALTH	0.00	11500.00	0.00	0.00	0.00	250.00	8974.10	0.00	2525.90	2525.90	21.96%
1101001195.000	GEN ADMIN YEARS OF SERVICE	0.00	449.00	0.00	0.00	0.00	383.30	383.30	0.00	65.70	65.70	14.63%
1101001196.000	GEN ADMIN PAYROLL LIABILITY	0.00	500.00	0.00	0.00	0.00	0.00	0.00	0.00	500.00	500.00	100.00%
1101001200.000	GEN ADMIN OFFICE SUPPLIES	0.00	3000.00	0.00	0.00	60.25	137.30	1914.12	0.00	1025.63	1085.88	36.19%
1101001205.000	GEN ADMIN POSTAGE	0.00	200.00	0.00	0.00	0.00	300.00	362.05	0.00	-162.05	-162.05	-81.02%
1101001210.000	GEN ADMIN RESTROOM	0.00	500.00	0.00	0.00	55.54	10.30	454.63	0.00	-10.17	45.37	9.07%
1101001250.000	GEN ADMIN MAIN STREET	0.00	500.00	0.00	0.00	0.00	0.00	500.00	0.00	0.00	0.00	0.00%
1101001300.000	GEN ADMIN ATTORNEY	0.00	15000.00	0.00	0.00	0.00	0.00	19636.17	0.00	-4636.17	-4636.17	-30.90%
1101001302.000	GEN ADMIN CONTRACTUAL	0.00	20500.00	0.00	10852.99	0.00	3399.62	31046.06	0.00	306.93	306.93	0.97%
1101001303.000	GEN ADMIN CUSTODIAN	0.00	5500.00	0.00	0.00	0.00	416.00	5408.00	0.00	92.00	92.00	1.67%
1101001306.000	GEN ADMIN ACCOUNTING	0.00	500.00	0.00	0.00	0.00	0.00	0.00	0.00	500.00	500.00	100.00%
1101001310.000	GEN ADMIN DRC & REDC PROF	0.00	4800.00	0.00	0.00	0.00	0.00	10101.95	0.00	-5301.95	-5301.95	***.***%
1101001312.000	GEN ADMIN FIRE PROTECTION	0.00	20000.00	0.00	0.00	0.00	0.00	20000.00	0.00	0.00	0.00	0.00%
1101001314.000	GEN ADMIN ARTS &	0.00	2000.00	0.00	0.00	0.00	656.72	2476.12	0.00	-476.12	-476.12	-23.80%
1101001316.000	GEN ADMIN EQUIP MTCE &	0.00	300.00	0.00	0.00	0.00	684.99	684.99	0.00	-384.99	-384.99	***.***%
1101001320.000	GEN ADMIN TRAINING &	0.00	1500.00	0.00	0.00	0.00	452.50	9612.53	0.00	-8112.53	-8112.53	***.***%
1101001346.000	GEN ADMIN CODIFICATION	0.00	1000.00	0.00	0.00	0.00	0.00	0.00	0.00	1000.00	1000.00	100.00%
1101001356.000	GEN ADMIN DUES &	0.00	1500.00	0.00	0.00	0.00	132.00	1635.67	0.00	-135.67	-135.67	-9.04%
1101001358.000	GEN ADMIN HUMANE SOCIETY	0.00	5500.00	0.00	0.00	0.00	0.00	5500.00	0.00	0.00	0.00	0.00%
1101001364.000	GEN ADMIN PUBLIC & LEGAL	0.00	500.00	0.00	0.00	0.00	55.39	753.02	0.00	-253.02	-253.02	-50.60%
1101001366.000	GEN ADMIN WORKERS	0.00	6000.00	0.00	0.00	0.00	0.00	6000.00	0.00	0.00	0.00	0.00%
1101001368.000	GEN ADMIN MULTI PERIL	0.00	19500.00	0.00	0.00	0.00	0.00	19900.00	0.00	-400.00	-400.00	-2.05%
1101001376.000	GEN ADMIN PHONE & INTERNET	0.00	3000.00	0.00	0.00	0.00	129.65	2216.53	0.00	783.47	783.47	26.11%
1101001378.000	GEN ADMIN ELECTRICITY	0.00	1000.00	0.00	0.00	0.00	76.35	1192.41	0.00	-192.41	-192.41	-19.24%
1101001380.000	GEN ADMIN ELECTRICITY	0.00	14000.00	0.00	0.00	0.00	1351.15	14589.70	0.00	-589.70	-589.70	-4.21%

Appropriation Report

APPROP	TITLE	FORWARDED	CURRENT	TRANSFRD	ADDL/ADJ	ENCUM	EXP-MTD	EXP-YTD	LIQ NOT EXP FWD	UNENCUM BAL	UNEXPEND BAL	% LEFT
1101001382.000	GEN ADMIN IND NATURAL GAS	0.00	500.00	0.00	0.00	0.00	38.35	270.45	0.00	229.55	229.55	45.91%
1101001384.000	GEN ADMIN WATER	0.00	500.00	0.00	0.00	0.00	90.22	1239.17	0.00	-739.17	-739.17	***.***%
1101001386.000	GEN ADMIN SEWER	0.00	400.00	0.00	0.00	0.00	18.62	192.77	0.00	207.23	207.23	51.80%
1101001392.000	GEN ADMIN BLDG MTCE TOWN	0.00	6500.00	0.00	0.00	0.00	606.80	8078.47	0.00	-1578.47	-1578.47	-24.28%
1101001393.000	GEN ADMIN PARKING LOT	0.00	1000.00	0.00	0.00	0.00	0.00	2495.00	0.00	-1495.00	-1495.00	***.***%
1101001400.000	GEN ADMIN NEW EQUIPMENT	0.00	500.00	0.00	0.00	0.00	946.35	946.35	0.00	-446.35	-446.35	-89.27%
1101001415.000	GEN ADMIN VEHICLE LOAN	0.00	45450.00	0.00	0.00	0.00	0.00	22724.68	0.00	22725.32	22725.32	50.00%
1101001510.000	GEN ADMIN BLDG LOAN	0.00	25542.00	0.00	0.00	0.00	1064.28	12771.36	0.00	12770.64	12770.64	49.99%
1101005140.000	GEN CT CLERK TREASURER	0.00	18461.00	0.00	0.00	0.00	1414.88	18393.44	0.00	67.56	67.56	0.36%
1101005145.000	GEN CT ACCOUNTING DEPUTY	0.00	16084.00	0.00	0.00	0.00	1207.50	15697.50	0.00	386.50	386.50	2.40%
1101005191.000	GEN CT EMPLOYERS FICA	0.00	2643.00	0.00	0.00	0.00	302.61	2760.89	0.00	-117.89	-117.89	-4.46%
1101005192.000	GEN CT PERF	0.00	5305.00	0.00	0.00	0.00	337.92	2999.73	0.00	2305.27	2305.27	43.45%
1101005193.000	GEN CT UNEMPLOYMENT	0.00	100.00	0.00	0.00	0.00	0.00	0.00	0.00	100.00	100.00	100.00%
1101005194.000	GEN CT EMPLOYERS HEALTH INS	0.00	13625.00	0.00	0.00	0.00	0.00	9568.95	0.00	4056.05	4056.05	29.76%
1101005195.000	GEN CT YEARS OF SERVICE	0.00	1175.00	0.00	0.00	0.00	1333.44	1333.44	0.00	-158.44	-158.44	-13.48%
1101005196.000	GEN CT PAYROLL LIABILITY	0.00	500.00	0.00	0.00	0.00	0.00	0.00	0.00	500.00	500.00	100.00%
1101005200.000	GEN CT OFFICE SUPPLIES & EXP	0.00	500.00	0.00	0.00	0.00	90.96	728.52	0.00	-228.52	-228.52	-45.70%
1101005300.000	GEN CT ATTORNEY COMP	0.00	100.00	0.00	0.00	0.00	0.00	0.00	0.00	100.00	100.00	100.00%
1101005302.000	GEN CT CONTRACTUAL	0.00	5200.00	0.00	0.00	0.00	149.89	4975.72	0.00	224.28	224.28	4.31%
1101005316.000	GEN CT EQUIPMENT MTCE &	0.00	200.00	0.00	0.00	0.00	0.00	0.00	0.00	200.00	200.00	100.00%
1101005320.000	GEN CT TRAINING & EDUCATION	0.00	1500.00	0.00	0.00	0.00	447.00	1252.36	0.00	247.64	247.64	16.50%
1101005356.000	GEN CT DUES & SUBSCRIPTIONS	0.00	700.00	0.00	0.00	0.00	6.99	1225.96	0.00	-525.96	-525.96	-75.13%
1101005400.000	GEN CT NEW EQUIPMENT	0.00	500.00	0.00	0.00	0.00	0.00	0.00	0.00	500.00	500.00	100.00%
1101010160.000	GEN CHIEF OF POLICE	0.00	54106.00	0.00	0.00	0.00	5384.62	65371.33	0.00	-11265.33	-11265.33	-20.82%
1101010170.000	GEN LATERAL OFFICER	0.00	41200.00	0.00	0.00	0.00	4684.58	40841.05	0.00	358.95	358.95	0.87%
1101010171.000	GEN LIEUTENANT	0.00	41200.00	0.00	0.00	0.00	4615.38	41423.64	0.00	-223.64	-223.64	-0.54%
1101010175.000	GEN PATROLMEN	0.00	41200.00	0.00	0.00	0.00	4192.30	49311.30	0.00	-8111.30	-8111.30	-19.68%
1101010180.000	GEN PATROLMEN	0.00	42745.00	0.00	0.00	0.00	0.00	9071.87	0.00	33673.13	33673.13	78.77%
1101010185.000	GEN PATROLMEN	0.00	41200.00	0.00	0.00	0.00	4000.00	48995.00	0.00	-7795.00	-7795.00	-18.91%
1101010187.000	GEN PART TIME PATROLMEN	0.00	6695.00	0.00	0.00	0.00	0.00	13005.00	0.00	-6310.00	-6310.00	-94.24%
1101010188.000	GEN PART TIME DETECTIVE	0.00	9785.00	0.00	0.00	0.00	1525.00	14600.14	0.00	-4815.14	-4815.14	-49.20%
1101010190.000	GEN POLICE OVERTIME	0.00	10000.00	0.00	0.00	0.00	3185.12	25846.08	0.00	-15846.08	-15846.08	***.***%
1101010191.000	GEN POLICE EMPLOYERS FICA	0.00	21813.00	0.00	0.00	0.00	2179.28	23666.45	0.00	-1853.45	-1853.45	-8.49%
1101010192.000	GEN POLICE PERF	0.00	38574.00	0.00	0.00	0.00	3764.72	38468.05	0.00	105.95	105.95	0.27%
1101010193.000	GEN POLICE UNEMPLOYMENT	0.00	100.00	0.00	0.00	0.00	0.00	0.00	0.00	100.00	100.00	100.00%
1101010194.000	GEN POLICE HEALTH INSURANCE	0.00	69000.00	0.00	0.00	0.00	750.00	55034.28	0.00	13965.72	13965.72	20.24%

Appropriation Report

APPROP	TITLE	FORWARDED	CURRENT	TRANSFRD	ADDL/ADJ	ENCUM	EXP-MTD	EXP-YTD	LIQ NOT EXP FWD	UNENCUM BAL	UNEXPEND BAL	% LEFT
1101010195.000	GEN POLICE YEARS OF SERVICE	0.00	1000.00	0.00	0.00	0.00	900.00	900.00	0.00	100.00	100.00	10.00%
1101010196.000	GEN POLICE PAYROLL LIABILITY	0.00	1000.00	0.00	0.00	0.00	0.00	0.00	0.00	1000.00	1000.00	100.00%
1101010392.000	GEN POLICE BLDG MTCE	0.00	2500.00	0.00	0.00	0.00	2681.77	5119.77	0.00	-2619.77	-2619.77	***.***
1101015115.000	GEN TOWN COUNCIL SALARIES	0.00	14730.00	0.00	0.00	0.00	2455.01	14729.51	0.00	0.49	0.49	0.00%
1101015131.000	GEN TOWN COUNCIL FICA	0.00	1127.00	0.00	0.00	0.00	187.80	1126.80	0.00	0.20	0.20	0.01%
1101015362.000	GEN TOWN COUNCIL PREMIUM	0.00	750.00	0.00	0.00	0.00	0.00	755.50	0.00	-5.50	-5.50	-0.73%
SubTotal Fund Number 1101		0.00	785905.00	0.00	10852.99	115.79	61211.55	779011.95	0.00	17630.25	17746.04	2.22%
**Fund Number 2201												
2201001105.000	MVH ADMIN CHIEF ADMIN	0.00	10795.00	0.00	0.00	0.00	920.78	11363.06	0.00	-568.06	-568.06	-5.26%
2201001115.000	MVH ADMIN CUSTOMER CARE	0.00	3712.00	0.00	0.00	0.00	240.48	3619.57	0.00	92.43	92.43	2.49%
2201001130.000	MVH ADMIN UTILITY SUPERVISOR	0.00	2040.00	0.00	0.00	0.00	0.00	912.25	0.00	1127.75	1127.75	55.28%
2201001135.000	MVH TOWN MAINTENANCE	0.00	16229.00	0.00	0.00	0.00	3840.00	7680.00	0.00	8549.00	8549.00	52.67%
2201001190.000	MVH ADMIN OVERTIME	0.00	10000.00	0.00	0.00	0.00	1286.03	7917.65	0.00	2082.35	2082.35	20.82%
2201001191.000	MVH ADMIN EMPLOYERS FICA	0.00	3272.00	0.00	0.00	0.00	479.97	2392.64	0.00	879.36	879.36	26.87%
2201001192.000	MVH ADMIN PERF	0.00	6074.00	0.00	0.00	0.00	892.85	4468.31	0.00	1605.69	1605.69	26.43%
2201001193.000	MVH ADMIN UNEMPLOYMENT	0.00	100.00	0.00	0.00	0.00	0.00	0.00	0.00	100.00	100.00	100.00%
2201001194.000	MVH ADMIN EMPLOYERS HEALTH	0.00	6668.00	0.00	0.00	0.00	0.00	4784.46	0.00	1883.54	1883.54	28.24%
2201001196.000	MVH ADMIN PAYROLL LIABILITY	0.00	100.00	0.00	0.00	0.00	0.00	0.00	0.00	100.00	100.00	100.00%
2201001197.000	MVH ADMIN UNIFORMS	0.00	250.00	0.00	0.00	0.00	0.00	229.98	0.00	20.02	20.02	8.00%
2201001200.000	MVH ADMIN OFFICE SUPPLIES &	0.00	1200.00	0.00	0.00	0.00	0.00	553.32	0.00	646.68	646.68	53.89%
2201001215.000	MVH ADMIN VEHICLE GAS	0.00	5400.00	0.00	0.00	0.00	608.43	6445.84	0.00	-1045.84	-1045.84	-19.36%
2201001225.000	MVH ADMIN STONE & GRAVEL	0.00	3000.00	0.00	0.00	0.00	0.00	1441.90	0.00	1558.10	1558.10	51.93%
2201001230.000	MVH ADMIN MATERIALS &	0.00	4500.00	0.00	0.00	180.00	140.12	7410.19	0.00	-3090.19	-2910.19	-64.67%
2201001235.000	MVH ADMIN STREET & SAFETY &	0.00	6000.00	0.00	0.00	0.00	875.84	4992.74	0.00	1007.26	1007.26	16.78%
2201001302.000	MVH ADMIN CONTRACTUAL	0.00	29000.00	0.00	0.00	0.00	3740.91	24618.76	0.00	4381.24	4381.24	15.10%
2201001320.000	MVH ADMIN TRAINING &	0.00	750.00	0.00	0.00	25.00	0.00	50.00	0.00	675.00	700.00	93.33%
2201001322.000	MVH ADMIN SIDEWALK	0.00	18312.00	0.00	0.00	0.00	0.00	13290.00	0.00	5022.00	5022.00	27.42%
2201001326.000	MVH ADMIN RESURFACING	0.00	27050.00	0.00	0.00	4800.00	0.00	22040.00	0.00	210.00	5010.00	18.52%
2201001330.000	MVH ADMIN SAND & SNOW	0.00	5000.00	0.00	0.00	0.00	0.00	1980.99	0.00	3019.01	3019.01	60.38%
2201001332.000	MVH ADMIN TREE MAINTENANCE	0.00	3700.00	0.00	0.00	3006.00	0.00	3857.99	0.00	-3163.99	-157.99	-4.27%
2201001366.000	MVH ADMIN WORKERS	0.00	1100.00	0.00	0.00	0.00	0.00	1100.00	0.00	0.00	0.00	0.00%
2201001374.000	MVH ADMIN VEHICLE INSURANCE	0.00	500.00	0.00	0.00	0.00	0.00	500.00	0.00	0.00	0.00	0.00%
2201001394.000	MVH ADMIN VEHICLE	0.00	5000.00	0.00	0.00	0.00	0.00	1520.76	0.00	3479.24	3479.24	69.58%
2201001395.000	MVH ADMIN DRAINAGE	0.00	1000.00	0.00	0.00	0.00	0.00	500.00	0.00	500.00	500.00	50.00%
2201001396.000	MVH ADMIN EQUIPMENT REPAIR	0.00	1500.00	0.00	0.00	1156.00	0.00	904.21	0.00	-560.21	595.79	39.71%
2201001397.000	MVH ADMIN EQUIPMENT RENTAL	0.00	750.00	0.00	0.00	0.00	0.00	0.00	0.00	750.00	750.00	100.00%

Appropriation Report

APPROP	TITLE	FORWARDED	CURRENT	TRANSFRD	ADDL/ADJ	ENCUM	EXP-MTD	EXP-YTD	LIQ NOT EXP FWD	UNENCUM BAL	UNEXPEND BAL	% LEFT
SubTotal Fund Number 2505		0.00	0.00	0.00	0.00	450.00	15.00	2996.59	0.00	-3446.59	-2996.59	***.***%
**Fund Number 2506												
2506001360.000	DOG LICENSE ADMIN OTHER	0.00	0.00	0.00	0.00	0.00	0.00	659.55	0.00	-659.55	-659.55	***.***%
SubTotal Fund Number 2506		0.00	0.00	0.00	0.00	0.00	0.00	659.55	0.00	-659.55	-659.55	***.***%
**Fund Number 2507												
2507005240.000	MAINSTREET CT OTHER	0.00	0.00	0.00	0.00	0.00	0.00	0.00	0.00	0.00	0.00	***.***%
SubTotal Fund Number 2507		0.00	0.00	0.00	0.00	0.00	0.00	0.00	0.00	0.00	0.00	***.***%
**Fund Number 2508												
2508015231.000	PARK IMPROVEMENT MATERIALS	0.00	0.00	0.00	0.00	0.00	0.00	689.95	0.00	-689.95	-689.95	***.***%
2508015329.000	PARK IMPROVEMENT	0.00	0.00	0.00	0.00	1366.72	0.00	220.54	0.00	-1587.26	-220.54	***.***%
SubTotal Fund Number 2508		0.00	0.00	0.00	0.00	1366.72	0.00	910.49	0.00	-2277.21	-910.49	***.***%
**Fund Number 2509												
2509020390.000	RBDG REVOLVING LOAN TECH	0.00	0.00	0.00	0.00	0.00	0.00	0.00	0.00	0.00	0.00	***.***%
2509035591.000	RBDG REVOLVING LOAN LOAN	0.00	0.00	0.00	0.00	0.00	0.00	6000.00	0.00	-6000.00	-6000.00	***.***%
SubTotal Fund Number 2509		0.00	0.00	0.00	0.00	0.00	0.00	6000.00	0.00	-6000.00	-6000.00	***.***%
**Fund Number 4401												
4401001400.000	CUM CAP IMP ADMIN NEW	0.00	500.00	0.00	0.00	0.00	0.00	500.00	0.00	0.00	0.00	0.00%
4401005400.000	CUM CAP IMP CT NEW	0.00	500.00	0.00	0.00	0.00	0.00	0.00	0.00	500.00	500.00	100.00%
SubTotal Fund Number 4401		0.00	1000.00	0.00	0.00	0.00	0.00	500.00	0.00	500.00	500.00	50.00%
**Fund Number 4402												
4402001328.000	CCD ADMIN STREET	0.00	40000.00	0.00	0.00	0.00	0.00	40000.00	0.00	0.00	0.00	0.00%
4402001334.000	CCD ADMIN DRAINAGE	0.00	8000.00	0.00	0.00	0.00	0.00	0.00	0.00	8000.00	8000.00	100.00%
4402001405.000	CCD ADMIN FIRE EQUIPMENT	0.00	12000.00	0.00	14700.00	0.00	0.00	26628.95	0.00	71.05	71.05	0.26%
4402010400.000	CCD POLICE NEW EQUIPMENT	0.00	0.00	0.00	24300.00	0.00	29729.60	29729.60	0.00	-5429.60	-5429.60	-22.34%
SubTotal Fund Number 4402		0.00	60000.00	0.00	39000.00	0.00	29729.60	96358.55	0.00	2641.45	2641.45	2.66%
**Fund Number 4439												
4439001105.000	F&B ADMIN CHIEF ADMIN	0.00	2369.00	0.00	0.00	0.00	207.84	2564.90	0.00	-195.90	-195.90	-8.26%
4439001115.000	F&B ADMIN CUSTOMER CARE	0.00	2060.00	0.00	0.00	0.00	120.00	1806.16	0.00	253.84	253.84	12.32%
4439001116.000	F&B ADMIN STREET SUPT	0.00	1030.00	0.00	0.00	0.00	0.00	0.00	0.00	1030.00	1030.00	100.00%
4439001191.000	F&B ADMIN EMPLOYERS FICA	0.00	418.00	0.00	0.00	0.00	30.44	336.62	0.00	81.38	81.38	19.46%
4439001192.000	F&B ADMIN PERF	0.00	775.00	0.00	0.00	0.00	46.56	620.72	0.00	154.28	154.28	19.90%

Appropriation Report

APPROP	TITLE	FORWARDED	CURRENT	TRANSFRD	ADDL/ADJ	ENCUM	EXP-MTD	EXP-YTD	LIQ NOT EXP FWD	UNENCUM BAL	UNEXPEND BAL	% LEFT
4439001194.000	F&B ADMIN EMPLOYERS HEALTH	0.00	500.00	0.00	0.00	0.00	0.00	0.00	0.00	500.00	500.00	100.00%
4439001210.000	F&B ADMIN RESTROOM	0.00	10500.00	0.00	0.00	856.27	339.50	11901.75	0.00	-2258.02	-1401.75	-13.35%
4439001220.000	F&B ADMIN TRASH CONTAINERS	0.00	1000.00	0.00	0.00	0.00	0.00	0.00	0.00	1000.00	1000.00	100.00%
4439001245.000	F&B ADMIN MISC SUPPLIES	0.00	1200.00	0.00	0.00	0.00	17.38	166.70	0.00	1033.30	1033.30	86.10%
4439001300.000	F&B ADMIN ATTORNEY	0.00	1000.00	0.00	0.00	0.00	0.00	0.00	0.00	1000.00	1000.00	100.00%
4439001304.000	F&B ADMIN PROFESSIONAL	0.00	20000.00	0.00	12500.00	64320.93	1642.21	41576.46	0.00	-73397.39	-9076.46	-27.92%
4439001322.000	F&B ADMIN SIDEWALK	0.00	4700.00	0.00	0.00	0.00	0.00	0.00	0.00	4700.00	4700.00	100.00%
4439001324.000	F&B ADMIN STREETScape	0.00	4000.00	0.00	0.00	0.00	1694.85	2146.81	0.00	1853.19	1853.19	46.32%
4439001340.000	F&B ADMIN CLEANING SERVICES	0.00	50000.00	0.00	0.00	0.00	2157.91	49549.05	0.00	450.95	450.95	0.90%
4439001342.000	F&B ADMIN ACCOUNTING	0.00	100.00	0.00	0.00	0.00	0.00	0.00	0.00	100.00	100.00	100.00%
4439001344.000	F&B ADMIN SECURITY UPDATE	0.00	1000.00	0.00	0.00	0.00	0.00	0.00	0.00	1000.00	1000.00	100.00%
4439001368.000	F&B ADMIN MULTI PERIL	0.00	5000.00	0.00	0.00	0.00	0.00	5000.00	0.00	0.00	0.00	0.00%
4439001378.000	F&B ADMIN ELECTRICITY	0.00	14500.00	0.00	0.00	0.00	725.97	9179.29	0.00	5320.71	5320.71	36.69%
4439001384.000	F&B ADMIN WATER	0.00	14500.00	0.00	0.00	0.00	2158.13	12745.59	0.00	1754.41	1754.41	12.09%
4439001386.000	F&B ADMIN SEWAGE	0.00	15000.00	0.00	0.00	0.00	2640.25	16678.83	0.00	-1678.83	-1678.83	-11.19%
4439001398.000	F&B ADMIN RENTALS	0.00	1150.00	0.00	0.00	0.00	191.52	2209.01	0.00	-1059.01	-1059.01	-92.08%
4439001399.000	F&B ADMIN RESTROOM REPAIRS	0.00	4000.00	0.00	0.00	300.00	3860.99	9663.31	0.00	-5963.31	-5663.31	***.***%
4439005140.000	F&B CT CLERK TREASURER	0.00	2060.00	0.00	0.00	0.00	171.50	2229.50	0.00	-169.50	-169.50	-8.22%
4439005145.000	F&B CT ACCOUNTING CLERK	0.00	2060.00	0.00	0.00	0.00	161.00	2093.00	0.00	-33.00	-33.00	-1.60%
4439005191.000	F&B CT EMPLOYERS FICA	0.00	315.00	0.00	0.00	0.00	25.44	330.72	0.00	-15.72	-15.72	-4.99%
4439005192.000	F&B CT PERF	0.00	354.00	0.00	0.00	0.00	28.02	364.25	0.00	-10.25	-10.25	-2.89%
4439005194.000	F&B CT EMPLOYERS HEALTH INS	0.00	500.00	0.00	0.00	0.00	0.00	0.00	0.00	500.00	500.00	100.00%
SubTotal Fund Number 4439		0.00	160091.00	0.00	12500.00	65477.20	16219.51	171162.67	0.00	-64048.87	1428.33	0.82%
**Fund Number 6101												
6101001100.000	WATER TOWN MANAGER	0.00	16480.00	0.00	0.00	0.00	1250.00	10000.00	0.00	6480.00	6480.00	39.32%
6101001105.000	WATER CHIEF ADMIN OFFICER	0.00	13020.00	0.00	0.00	0.00	1109.30	13689.76	0.00	-669.76	-669.76	-5.14%
6101001107.000	WATER UTILITY MANAGER	0.00	20000.00	0.00	0.00	0.00	0.00	5832.41	0.00	14167.59	14167.59	70.83%
6101001110.000	WATER ASST UTILITY MANAGER	0.00	13648.00	0.00	0.00	0.00	0.00	0.00	0.00	13648.00	13648.00	100.00%
6101001115.000	WATER CUSTOMER CARE	0.00	13072.00	0.00	0.00	0.00	847.20	12751.45	0.00	320.55	320.55	2.45%
6101001117.000	WATER TOWN COUNCIL MEMBER	0.00	16315.00	0.00	0.00	0.00	2603.81	15622.31	0.00	692.69	692.69	4.24%
6101001121.000	WATER UTILITY TECH	0.00	8646.00	0.00	0.00	0.00	1760.00	11216.03	0.00	-2570.03	-2570.03	-29.72%
6101001123.000	WATER UTILITY TECH	0.00	15787.00	0.00	0.00	0.00	1760.00	19493.95	0.00	-3706.95	-3706.95	-23.48%
6101001124.000	WATER UTILITY TECH	0.00	10202.00	0.00	0.00	0.00	1920.00	20206.86	0.00	-10004.86	-10004.86	-98.06%
6101001130.000	WATER UTILITY SUPERVISOR	0.00	28640.00	0.00	0.00	0.00	0.00	6104.93	0.00	22535.07	22535.07	78.68%
6101001136.000	WATER UTILITY TECH	0.00	4920.00	0.00	0.00	0.00	1920.00	29543.70	0.00	-24623.70	-24623.70	***.***%
6101001137.000	WATER CHIEF OPERATING	0.00	24823.00	0.00	0.00	0.00	2647.56	29831.86	0.00	-5008.86	-5008.86	-20.17%

Appropriation Report

APPROP	TITLE	FORWARDED	CURRENT	TRANSFRD	ADDL/ADJ	ENCUM	EXP-MTD	EXP-YTD	LIQ NOT EXP FWD	UNENCUM BAL	UNEXPEND BAL	% LEFT
6101001140.000	WATER CLERK TREASURER	0.00	19136.00	0.00	0.00	0.00	1457.78	18951.14	0.00	184.86	184.86	0.96%
6101001145.000	WATER ACCOUNTING & DEPUTY	0.00	18494.00	0.00	0.00	0.00	1408.78	18314.14	0.00	179.86	179.86	0.97%
6101001150.000	WATER UTILITY BILLING CLERK	0.00	21022.00	0.00	0.00	0.00	1534.94	19954.22	0.00	1067.78	1067.78	5.07%
6101001155.000	WATER RECORDS CLERK	0.00	11414.00	0.00	0.00	0.00	0.00	4696.00	0.00	6718.00	6718.00	58.85%
6101001190.000	WATER OVERTIME EXCESS	0.00	25000.00	0.00	0.00	0.00	905.86	22515.25	0.00	2484.75	2484.75	9.93%
6101001191.000	WATER EMPLOYERS SHARE FICA	0.00	20000.00	0.00	0.00	0.00	1792.64	19898.61	0.00	101.39	101.39	0.50%
6101001192.000	WATER EMPLOYER SHARE PERF	0.00	35000.00	0.00	0.00	0.00	2737.41	32265.19	0.00	2734.81	2734.81	7.81%
6101001194.000	WATER EMPLOYER SHARE INS	0.00	58000.00	0.00	0.00	0.00	250.00	44872.66	0.00	13127.34	13127.34	22.63%
6101001195.000	WATER YEARS OF SERVICE	0.00	3000.00	0.00	0.00	0.00	2366.51	2366.51	0.00	633.49	633.49	21.11%
6101001197.000	WATER UNIFORMS	0.00	3000.00	0.00	0.00	90.00	309.96	927.10	0.00	1982.90	2072.90	69.09%
6101001200.000	WATER OFFICE SUPPLIES	0.00	5000.00	0.00	0.00	174.38	361.77	3245.17	0.00	1580.45	1754.83	35.09%
6101001205.000	WATER POSTAGE & LEGAL &	0.00	5600.00	0.00	0.00	0.00	1272.63	7004.26	0.00	-1404.26	-1404.26	-25.07%
6101001215.000	WATER GAS	0.00	11500.00	0.00	0.00	0.00	1250.01	12026.34	0.00	-526.34	-526.34	-4.57%
6101001230.000	WATER MATERIALS AND	0.00	80000.00	0.00	0.00	17154.62	3893.75	40961.19	0.00	21884.19	39038.81	48.79%
6101001300.000	WATER ATTORNEY	0.00	15000.00	0.00	0.00	0.00	0.00	10279.54	0.00	4720.46	4720.46	31.46%
6101001302.000	WATER CONTRACT SERVICES	0.00	50000.00	0.00	0.00	9629.00	640.35	67765.41	0.00	-27394.41	-17765.41	-35.53%
6101001303.000	WATER CUSTODIAN	0.00	4687.00	0.00	0.00	0.00	592.00	7696.00	0.00	-3009.00	-3009.00	-64.19%
6101001320.000	WATER EDUCATION	0.00	3200.00	0.00	0.00	488.00	452.50	3781.44	0.00	-1069.44	-581.44	-18.17%
6101001353.000	WATER ENGINEERING SERVICES	0.00	35500.00	0.00	0.00	0.00	0.00	59875.00	0.00	-24375.00	-24375.00	-68.66%
6101001354.000	WATER WATER ANALYSIS	0.00	7000.00	0.00	0.00	0.00	320.00	5453.10	0.00	1546.90	1546.90	22.09%
6101001356.000	WATER DUES & SUBSCRIPTIONS	0.00	2500.00	0.00	0.00	0.00	13.99	1924.90	0.00	575.10	575.10	23.00%
6101001357.000	WATER IDEM FEE	0.00	1500.00	0.00	0.00	0.00	0.00	1259.70	0.00	240.30	240.30	16.02%
6101001359.000	WATER UTILITY RECEIPTS TAX	0.00	35000.00	0.00	0.00	0.00	0.00	22000.00	0.00	13000.00	13000.00	37.14%
6101001361.000	WATER SALES TAX	0.00	80000.00	0.00	0.00	0.00	8401.86	89390.21	0.00	-9390.21	-9390.21	-11.73%
6101001362.000	WATER INSURANCE BONDS	0.00	1000.00	0.00	0.00	150.00	116.08	572.58	0.00	277.42	427.42	42.74%
6101001363.000	WATER MISC NON UTILITY	0.00	5000.00	0.00	0.00	0.00	10.30	1725.60	0.00	3274.40	3274.40	65.48%
6101001366.000	WATER WORKMENS	0.00	9000.00	0.00	0.00	0.00	0.00	9000.00	0.00	0.00	0.00	0.00%
6101001367.000	WATER RENT	0.00	8640.00	0.00	0.00	0.00	720.00	8640.00	0.00	0.00	0.00	0.00%
6101001368.000	WATER MULTI PERIL LIABILITY	0.00	7140.00	0.00	0.00	0.00	0.00	7519.25	0.00	-379.25	-379.25	-5.31%
6101001374.000	WATER VEHICLE INSURANCE	0.00	6000.00	0.00	0.00	0.00	0.00	6000.00	0.00	0.00	0.00	0.00%
6101001378.000	WATER ELECTRICITY	0.00	15000.00	0.00	0.00	0.00	715.11	11348.23	0.00	3651.77	3651.77	24.34%
6101001382.000	WATER NATURAL GAS TOWN	0.00	300.00	0.00	0.00	0.00	37.21	262.44	0.00	37.56	37.56	12.52%
6101001384.000	WATER PURCHASED WATER	0.00	502000.00	0.00	0.00	0.00	45692.11	539924.07	0.00	-37924.07	-37924.07	-7.55%
6101001388.000	WATER COMMUNICATIONS	0.00	8000.00	0.00	0.00	0.00	535.42	8095.23	0.00	-95.23	-95.23	-1.19%
6101001394.000	WATER VEHICLE MAINTENANCE	0.00	11000.00	0.00	0.00	0.00	191.58	4350.37	0.00	6649.63	6649.63	60.45%
6101001396.000	WATER EQUIPMENT REPAIR	0.00	6500.00	0.00	0.00	0.00	1689.15	4201.45	0.00	2298.55	2298.55	35.36%

Appropriation Report

APPROP	TITLE	FORWARDED	CURRENT	TRANSFRD	ADDL/ADJ	ENCUM	EXP-MTD	EXP-YTD	LIQ NOT EXP FWD	UNENCUM BAL	UNEXPEND BAL	% LEFT
6108005442.000	WATER SHORT LIVED ASSET	0.00	0.00	0.00	0.00	0.00	0.00	0.00	0.00	0.00	0.00	***.***%
6108020362.000	WATER SHORT LIVED ASSET	0.00	0.00	0.00	0.00	0.00	0.00	0.00	0.00	0.00	0.00	***.***%
SubTotal Fund Number 6108		0.00	0.00	0.00	0.00	0.00	0.00	0.00	0.00	0.00	0.00	***.***%
**Fund Number 6201												
6201001100.000	SEWAGE TOWN MANAGER	0.00	6180.00	0.00	0.00	0.00	1250.00	10000.00	0.00	-3820.00	-3820.00	-61.81%
6201001105.000	SEWAGE CHIEF ADMIN OFFICER	0.00	13022.00	0.00	0.00	0.00	1113.70	13743.92	0.00	-721.92	-721.92	-5.54%
6201001107.000	SEWAGE UTILITY MANAGER	0.00	55000.00	0.00	0.00	0.00	0.00	10784.10	0.00	44215.90	44215.90	80.39%
6201001110.000	SEWAGE ASST UTILITY	0.00	23610.00	0.00	0.00	0.00	0.00	0.00	0.00	23610.00	23610.00	100.00%
6201001115.000	SEWAGE CUSTOMER CARE SPEC	0.00	11239.00	0.00	0.00	0.00	729.60	10981.43	0.00	257.57	257.57	2.29%
6201001117.000	SEWAGE TOWN COUNCIL	0.00	14675.00	0.00	0.00	0.00	2380.58	14283.18	0.00	391.82	391.82	2.67%
6201001121.000	SEWAGE UTILITY TECH	0.00	30243.00	0.00	0.00	0.00	1760.00	13427.53	0.00	16815.47	16815.47	55.60%
6201001123.000	SEWAGE UTILITY TECH	0.00	30575.00	0.00	0.00	0.00	3680.00	23332.90	0.00	7242.10	7242.10	23.68%
6201001124.000	SEWAGE UTILITY TECH	0.00	14456.00	0.00	0.00	0.00	1920.00	20206.84	0.00	-5750.84	-5750.84	-39.78%
6201001130.000	SEWAGE UTILITY SUPERVISOR	0.00	11577.00	0.00	0.00	0.00	0.00	10525.78	0.00	1051.22	1051.22	9.08%
6201001137.000	SEWAGE CHIEF OPERATING	0.00	24801.00	0.00	0.00	0.00	2648.61	29843.78	0.00	-5042.78	-5042.78	-20.33%
6201001140.000	SEWAGE CLERK TREASURER	0.00	15502.00	0.00	0.00	0.00	1200.52	15606.76	0.00	-104.76	-104.76	-0.67%
6201001145.000	SEWAGE ACCOUNTING CLERK	0.00	15327.00	0.00	0.00	0.00	1207.52	15697.76	0.00	-370.76	-370.76	-2.41%
6201001150.000	SEWAGE BILLING CLERK	0.00	14865.00	0.00	0.00	0.00	1143.84	14869.92	0.00	-4.92	-4.92	-0.03%
6201001155.000	SEWAGE RECORDS CLERK	0.00	7649.00	0.00	0.00	0.00	0.00	3753.90	0.00	3895.10	3895.10	50.92%
6201001190.000	SEWAGE OVERTIME EXCESS	0.00	30000.00	0.00	0.00	0.00	867.46	20370.82	0.00	9629.18	9629.18	32.09%
6201001191.000	SEWAGE EMPLOYER SHARE FICA	0.00	18000.00	0.00	0.00	0.00	1699.02	17499.16	0.00	500.84	500.84	2.78%
6201001192.000	SEWAGE EMPLOYER SHARE	0.00	35000.00	0.00	0.00	0.00	2624.31	28749.24	0.00	6250.76	6250.76	17.85%
6201001194.000	SEWAGE EMPLOYERS SHARE	0.00	60000.00	0.00	0.00	0.00	625.00	45497.68	0.00	14502.32	14502.32	24.17%
6201001195.000	SEWAGE YEARS OF SERVICE	0.00	4000.00	0.00	0.00	0.00	2366.75	2366.75	0.00	1633.25	1633.25	40.83%
6201001197.000	SEWAGE UNIFORMS	0.00	2500.00	0.00	0.00	199.99	329.98	1152.40	0.00	1147.61	1347.60	53.90%
6201001200.000	SEWAGE OFFICE SUPPLIES	0.00	6500.00	0.00	0.00	611.25	221.11	3569.65	0.00	2319.10	2930.35	45.08%
6201001205.000	SEWAGE POSTAGE, LEGAL,	0.00	6000.00	0.00	0.00	0.00	1272.63	7049.18	0.00	-1049.18	-1049.18	-17.48%
6201001215.000	SEWAGE GAS	0.00	11000.00	0.00	0.00	0.00	1287.25	12288.92	0.00	-1288.92	-1288.92	-11.71%
6201001230.000	SEWAGE MATERIALS &	0.00	60000.00	0.00	0.00	2033.49	2803.47	44042.57	0.00	13923.94	15957.43	26.59%
6201001231.000	SEWAGE CHEMICALS	0.00	40000.00	0.00	0.00	0.00	0.00	39345.05	0.00	654.95	654.95	1.63%
6201001300.000	SEWAGE ATTORNEY	0.00	10000.00	0.00	0.00	0.00	0.00	3914.01	0.00	6085.99	6085.99	60.85%
6201001302.000	SEWAGE CONTRACT SERVICES	0.00	60000.00	0.00	0.00	400.00	6079.05	133285.10	0.00	-73685.10	-73285.10	***.***%
6201001303.000	SEWAGE CUSTODIAN	0.00	4673.00	0.00	0.00	0.00	592.00	7696.00	0.00	-3023.00	-3023.00	-64.69%
6201001320.000	SEWAGE EDUCATION	0.00	5500.00	0.00	0.00	488.00	452.50	1797.49	0.00	3214.51	3702.51	67.31%
6201001353.000	SEWAGE ENGINEERING	0.00	35000.00	0.00	0.00	0.00	0.00	149014.94	0.00	-114014.94	-114014.94	***.***%
6201001356.000	SEWAGE DUES &	0.00	2000.00	0.00	0.00	0.00	13.99	1974.91	0.00	25.09	25.09	1.25%

Appropriation Report

APPROP	TITLE	FORWARDED	CURRENT	TRANSFRD	ADDL/ADJ	ENCUM	EXP-MTD	EXP-YTD	LIQ NOT EXP FWD	UNENCUM BAL	UNEXPEND BAL	% LEFT
6207001590.000	SEWAGE ASSET MGMT RSV	0.00	0.00	0.00	0.00	0.00	0.00	0.00	0.00	0.00	0.00	***.***%
6207001593.000	SEWAGE ASSET MGMT TEMP	0.00	0.00	0.00	0.00	0.00	0.00	0.00	0.00	0.00	0.00	***.***%
6207005440.000	SEWAGE ASSET MGMT NEW	0.00	0.00	0.00	0.00	0.00	0.00	0.00	0.00	0.00	0.00	***.***%
6207005442.000	SEWAGE ASSET MGMT	0.00	0.00	0.00	0.00	0.00	0.00	54540.36	0.00	-54540.36	-54540.36	***.***%
6207020362.000	SEWAGE ASSET MGMT EQUIP	0.00	0.00	0.00	0.00	0.00	0.00	13173.66	0.00	-13173.66	-13173.66	***.***%
SubTotal Fund Number 6207		0.00	0.00	0.00	0.00	0.00	0.00	67714.02	0.00	-67714.02	-67714.02	***.***%
**Fund Number 8902												
8902000812.000	AFLAC	0.00	0.00	0.00	0.00	0.00	0.00	6435.80	0.00	-6435.80	-6435.80	***.***%
SubTotal Fund Number 8902		0.00	0.00	0.00	0.00	0.00	0.00	6435.80	0.00	-6435.80	-6435.80	***.***%
**Fund Number 8903												
8903000813.000	DEFERRED COMP	0.00	0.00	0.00	0.00	0.00	25.00	425.00	0.00	-425.00	-425.00	***.***%
SubTotal Fund Number 8903		0.00	0.00	0.00	0.00	0.00	25.00	425.00	0.00	-425.00	-425.00	***.***%
**Fund Number 8904												
8904000814.000	CHILD SUPPORT	0.00	0.00	0.00	0.00	0.00	0.00	9764.18	0.00	-9764.18	-9764.18	***.***%
SubTotal Fund Number 8904		0.00	0.00	0.00	0.00	0.00	0.00	9764.18	0.00	-9764.18	-9764.18	***.***%
**Fund Number 8905												
8905000815.000	PERF	0.00	0.00	0.00	0.00	0.00	11060.58	108744.09	0.00	-108744.09	-108744.09	***.***%
SubTotal Fund Number 8905		0.00	0.00	0.00	0.00	0.00	11060.58	108744.09	0.00	-108744.09	-108744.09	***.***%
**Fund Number 8906												
8906000816.000	GARNISHMENT	0.00	0.00	0.00	0.00	0.00	0.00	0.00	0.00	0.00	0.00	***.***%
SubTotal Fund Number 8906		0.00	0.00	0.00	0.00	0.00	0.00	0.00	0.00	0.00	0.00	***.***%
**Fund Number 8907												
8907000817.000	FEDERAL 941 PYMT EFTPS	0.00	0.00	0.00	0.00	0.00	23337.98	239594.91	0.00	-239594.91	-239594.91	***.***%
SubTotal Fund Number 8907		0.00	0.00	0.00	0.00	0.00	23337.98	239594.91	0.00	-239594.91	-239594.91	***.***%
**Fund Number 8908												
8908000818.000	STATE AND COUNTY INTAX	0.00	0.00	0.00	0.00	0.00	5320.07	53226.62	0.00	-53226.62	-53226.62	***.***%
SubTotal Fund Number 8908		0.00	0.00	0.00	0.00	0.00	5320.07	53226.62	0.00	-53226.62	-53226.62	***.***%
**Fund Number 8909												
8909000819.000	HSA EMPLOYEE SAVINGS	0.00	0.00	0.00	0.00	0.00	100.00	1310.00	0.00	-1310.00	-1310.00	***.***%
SubTotal Fund Number 8909		0.00	0.00	0.00	0.00	0.00	100.00	1310.00	0.00	-1310.00	-1310.00	***.***%

Installed by the TOWN OF NASHVILLE-2018

Appropriation Report

APPROP	TITLE	FORWARDED	CURRENT	TRANSFRD	ADDL/ADJ	ENCUM	EXP-MTD	EXP-YTD	LIQ NOT EXP FWD	UNENCUM BAL	UNEXPEND BAL	% LEFT
**Fund Number 8910												
8910000820.000	HEALTH INSURANCE	0.00	0.00	0.00	0.00	0.00	0.00	21692.91	0.00	-21692.91	-21692.91	***.***%
SubTotal Fund Number 8910		0.00	0.00	0.00	0.00	0.00	0.00	21692.91	0.00	-21692.91	-21692.91	***.***%
**Fund Number 8911												
8911000821.000	DIRECT DEPOSIT	0.00	0.00	0.00	0.00	0.00	67953.25	679943.29	0.00	-679943.29	-679943.29	***.***%
SubTotal Fund Number 8911		0.00	0.00	0.00	0.00	0.00	67953.25	679943.29	0.00	-679943.29	-679943.29	***.***%
*** GRAND TOTAL ***		0.00	4279242.00	0.00	323480.99	201141.41	783818.60	7034574.47	0.00	-2632992.89	-2431851.48	-52.83%

Installed by the TOWN OF NASHVILLE-2018

Appropriation Report

All Appropriations

Check Date From 12/01/2022 Thru 12/31/2022

Grouped By Fund Number

Ordered By Appropriation

APPROP	TITLE	FORWARDED	CURRENT	TRANSFRD	ADDL/ADJ	ENCUM	EXP-MTD	EXP-YTD	LIQ NOT EXP FWD	UNENCUM BAL	UNEXPEND BAL	% LEFT
**Fund Number 1101												
1101001105.000	GEN CHIEF ADMIN OFFICER	0.00	12500.00	248.28	0.00	0.00	1033.00	12748.28	0.00	0.00	0.00	0.00%
1101001115.000	GEN ADMIN CUSTOMER CARE	0.00	7405.00	-253.25	0.00	0.00	462.72	6964.49	0.00	187.26	187.26	2.61%
1101001155.000	GEN ADMIN TOWN MANAGER	0.00	16941.00	1397.46	0.00	0.00	1900.00	18338.46	0.00	0.00	0.00	0.00%
1101001189.000	GEN ADMIN VOCA	0.00	13500.00	-326.43	0.00	0.00	0.00	12932.21	0.00	241.36	241.36	1.83%
1101001191.000	GEN ADMIN EMPLOYERS FICA	0.00	3851.00	-564.87	0.00	0.00	282.56	2868.47	0.00	417.66	417.66	12.70%
1101001192.000	GEN ADMIN PERF	0.00	7149.00	-719.13	0.00	0.00	536.61	5898.16	0.00	531.71	531.71	8.26%
1101001193.000	GEN ADMIN UNEMPLOYMENT	0.00	100.00	-57.49	0.00	0.00	0.00	0.00	0.00	42.51	42.51	100.00%
1101001194.000	GEN ADMIN EMPLOYERS HEALTH	0.00	11500.00	-1452.18	0.00	0.00	250.00	8974.10	0.00	1073.72	1073.72	10.58%
1101001195.000	GEN ADMIN YEARS OF SERVICE	0.00	449.00	-37.77	0.00	0.00	383.30	383.30	0.00	27.93	27.93	6.79%
1101001196.000	GEN ADMIN PAYROLL LIABILITY	0.00	500.00	-287.46	0.00	0.00	0.00	0.00	0.00	212.54	212.54	100.00%
1101001200.000	GEN ADMIN OFFICE SUPPLIES	0.00	3000.00	-624.29	0.00	60.25	137.30	1914.12	0.00	401.34	461.59	19.42%
1101001205.000	GEN ADMIN POSTAGE	0.00	200.00	162.05	0.00	0.00	300.00	362.05	0.00	0.00	0.00	0.00%
1101001210.000	GEN ADMIN RESTROOM	0.00	500.00	-26.08	0.00	55.54	10.30	454.63	0.00	-36.25	19.29	4.07%
1101001250.000	GEN ADMIN MAIN STREET	0.00	500.00	0.00	0.00	0.00	0.00	500.00	0.00	0.00	0.00	0.00%
1101001300.000	GEN ADMIN ATTORNEY	0.00	15000.00	4636.17	0.00	0.00	0.00	19636.17	0.00	0.00	0.00	0.00%
1101001302.000	GEN ADMIN CONTRACTUAL	0.00	20500.00	-176.46	10852.99	0.00	3399.62	31046.06	0.00	130.47	130.47	0.41%
1101001303.000	GEN ADMIN CUSTODIAN	0.00	5500.00	-52.89	0.00	0.00	416.00	5408.00	0.00	39.11	39.11	0.71%
1101001306.000	GEN ADMIN ACCOUNTING	0.00	500.00	-287.46	0.00	0.00	0.00	0.00	0.00	212.54	212.54	100.00%
1101001310.000	GEN ADMIN DRC & REDC PROF	0.00	4800.00	5301.95	0.00	0.00	0.00	10101.95	0.00	0.00	0.00	0.00%
1101001312.000	GEN ADMIN FIRE PROTECTION	0.00	20000.00	0.00	0.00	0.00	0.00	20000.00	0.00	0.00	0.00	0.00%
1101001314.000	GEN ADMIN ARTS &	0.00	2000.00	476.12	0.00	0.00	656.72	2476.12	0.00	0.00	0.00	0.00%
1101001316.000	GEN ADMIN EQUIP MTCE &	0.00	300.00	384.99	0.00	0.00	684.99	684.99	0.00	0.00	0.00	0.00%
1101001320.000	GEN ADMIN TRAINING &	0.00	1500.00	8112.53	0.00	0.00	452.50	9612.53	0.00	0.00	0.00	0.00%
1101001346.000	GEN ADMIN CODIFICATION	0.00	1000.00	-574.91	0.00	0.00	0.00	0.00	0.00	425.09	425.09	100.00%
1101001356.000	GEN ADMIN DUES &	0.00	1500.00	135.67	0.00	0.00	132.00	1635.67	0.00	0.00	0.00	0.00%
1101001358.000	GEN ADMIN HUMANE SOCIETY	0.00	5500.00	0.00	0.00	0.00	0.00	5500.00	0.00	0.00	0.00	0.00%
1101001364.000	GEN ADMIN PUBLIC & LEGAL	0.00	500.00	253.02	0.00	0.00	55.39	753.02	0.00	0.00	0.00	0.00%
1101001366.000	GEN ADMIN WORKERS	0.00	6000.00	0.00	0.00	0.00	0.00	6000.00	0.00	0.00	0.00	0.00%
1101001368.000	GEN ADMIN MULTI PERIL	0.00	19500.00	400.00	0.00	0.00	0.00	19900.00	0.00	0.00	0.00	0.00%
1101001376.000	GEN ADMIN PHONE & INTERNET	0.00	3000.00	-450.43	0.00	0.00	129.65	2216.53	0.00	333.04	333.04	13.06%
1101001378.000	GEN ADMIN ELECTRICITY	0.00	1000.00	192.41	0.00	0.00	76.35	1192.41	0.00	0.00	0.00	0.00%
1101001380.000	GEN ADMIN ELECTRICITY	0.00	14000.00	589.70	0.00	0.00	1351.15	14589.70	0.00	0.00	0.00	0.00%

Appropriation Report

APPROP	TITLE	FORWARDED	CURRENT	TRANSFRD	ADDL/ADJ	ENCUM	EXP-MTD	EXP-YTD	LIQ NOT EXP FWD	UNENCUM BAL	UNEXPEND BAL	% LEFT
1101001382.000	GEN ADMIN IND NATURAL GAS	0.00	500.00	-131.97	0.00	0.00	38.35	270.45	0.00	97.58	97.58	26.51%
1101001384.000	GEN ADMIN WATER	0.00	500.00	739.17	0.00	0.00	90.22	1239.17	0.00	0.00	0.00	0.00%
1101001386.000	GEN ADMIN SEWER	0.00	400.00	-119.14	0.00	0.00	18.62	192.77	0.00	88.09	88.09	31.36%
1101001392.000	GEN ADMIN BLDG MTCE TOWN	0.00	6500.00	1578.47	0.00	0.00	606.80	8078.47	0.00	0.00	0.00	0.00%
1101001393.000	GEN ADMIN PARKING LOT	0.00	1000.00	1495.00	0.00	0.00	0.00	2495.00	0.00	0.00	0.00	0.00%
1101001400.000	GEN ADMIN NEW EQUIPMENT	0.00	500.00	446.35	0.00	0.00	946.35	946.35	0.00	0.00	0.00	0.00%
1101001415.000	GEN ADMIN VEHICLE LOAN	0.00	45450.00	-22605.88	0.00	0.00	0.00	22724.68	0.00	119.44	119.44	0.52%
1101001510.000	GEN ADMIN BLDG LOAN	0.00	25542.00	-7342.02	0.00	0.00	1064.28	12771.36	0.00	5428.62	5428.62	29.82%
1101005140.000	GEN CT CLERK TREASURER	0.00	18461.00	-8.01	0.00	0.00	1414.88	18393.44	0.00	59.55	59.55	0.32%
1101005145.000	GEN CT ACCOUNTING DEPUTY	0.00	16084.00	-45.86	0.00	0.00	1207.50	15697.50	0.00	340.64	340.64	2.12%
1101005191.000	GEN CT EMPLOYERS FICA	0.00	2643.00	117.89	0.00	0.00	302.61	2760.89	0.00	0.00	0.00	0.00%
1101005192.000	GEN CT PERF	0.00	5305.00	-273.54	0.00	0.00	337.92	2999.73	0.00	2031.73	2031.73	40.38%
1101005193.000	GEN CT UNEMPLOYMENT	0.00	100.00	-11.87	0.00	0.00	0.00	0.00	0.00	88.13	88.13	100.00%
1101005194.000	GEN CT EMPLOYERS HEALTH INS	0.00	13625.00	-481.28	0.00	0.00	0.00	9568.95	0.00	3574.77	3574.77	27.19%
1101005195.000	GEN CT YEARS OF SERVICE	0.00	1175.00	158.44	0.00	0.00	1333.44	1333.44	0.00	0.00	0.00	0.00%
1101005196.000	GEN CT PAYROLL LIABILITY	0.00	500.00	-59.33	0.00	0.00	0.00	0.00	0.00	440.67	440.67	100.00%
1101005200.000	GEN CT OFFICE SUPPLIES & EXP	0.00	500.00	228.52	0.00	0.00	90.96	728.52	0.00	0.00	0.00	0.00%
1101005300.000	GEN CT ATTORNEY COMP	0.00	100.00	-11.87	0.00	0.00	0.00	0.00	0.00	88.13	88.13	100.00%
1101005302.000	GEN CT CONTRACTUAL	0.00	5200.00	-26.61	0.00	0.00	149.89	4975.72	0.00	197.67	197.67	3.82%
1101005316.000	GEN CT EQUIPMENT MTCE &	0.00	200.00	-23.73	0.00	0.00	0.00	0.00	0.00	176.27	176.27	100.00%
1101005320.000	GEN CT TRAINING & EDUCATION	0.00	1500.00	-29.38	0.00	0.00	447.00	1252.36	0.00	218.26	218.26	14.84%
1101005356.000	GEN CT DUES & SUBSCRIPTIONS	0.00	700.00	525.96	0.00	0.00	6.99	1225.96	0.00	0.00	0.00	0.00%
1101005400.000	GEN CT NEW EQUIPMENT	0.00	500.00	-59.33	0.00	0.00	0.00	0.00	0.00	440.67	440.67	100.00%
1101010160.000	GEN CHIEF OF POLICE	0.00	54106.00	11265.33	0.00	0.00	5384.62	65371.33	0.00	0.00	0.00	0.00%
1101010170.000	GEN LATERAL OFFICER	0.00	41200.00	-358.95	0.00	0.00	4684.58	40841.05	0.00	0.00	0.00	0.00%
1101010171.000	GEN LIEUTENANT	0.00	41200.00	223.64	0.00	0.00	4615.38	41423.64	0.00	0.00	0.00	0.00%
1101010175.000	GEN PATROLMEN	0.00	41200.00	8111.30	0.00	0.00	4192.30	49311.30	0.00	0.00	0.00	0.00%
1101010180.000	GEN PATROLMEN	0.00	42745.00	-33673.13	0.00	0.00	0.00	9071.87	0.00	0.00	0.00	0.00%
1101010185.000	GEN PATROLMEN	0.00	41200.00	7795.00	0.00	0.00	4000.00	48995.00	0.00	0.00	0.00	0.00%
1101010187.000	GEN PART TIME PATROLMEN	0.00	6695.00	6310.00	0.00	0.00	0.00	13005.00	0.00	0.00	0.00	0.00%
1101010188.000	GEN PART TIME DETECTIVE	0.00	9785.00	4815.14	0.00	0.00	1525.00	14600.14	0.00	0.00	0.00	0.00%
1101010190.000	GEN POLICE OVERTIME	0.00	10000.00	15846.08	0.00	0.00	3185.12	25846.08	0.00	0.00	0.00	0.00%
1101010191.000	GEN POLICE EMPLOYERS FICA	0.00	21813.00	1853.45	0.00	0.00	2179.28	23666.45	0.00	0.00	0.00	0.00%
1101010192.000	GEN POLICE PERF	0.00	38574.00	-105.95	0.00	0.00	3764.72	38468.05	0.00	0.00	0.00	0.00%
1101010193.000	GEN POLICE UNEMPLOYMENT	0.00	100.00	-100.00	0.00	0.00	0.00	0.00	0.00	0.00	0.00	***.***%
1101010194.000	GEN POLICE HEALTH INSURANCE	0.00	69000.00	-13965.72	0.00	0.00	750.00	55034.28	0.00	0.00	0.00	0.00%

Appropriation Report

APPROP	TITLE	FORWARDED	CURRENT	TRANSFRD	ADDL/ADJ	ENCUM	EXP-MTD	EXP-YTD	LIQ NOT EXP FWD	UNENCUM BAL	UNEXPEND BAL	% LEFT
1101010195.000	GEN POLICE YEARS OF SERVICE	0.00	1000.00	-100.00	0.00	0.00	900.00	900.00	0.00	0.00	0.00	0.00%
1101010196.000	GEN POLICE PAYROLL LIABILITY	0.00	1000.00	-1000.00	0.00	0.00	0.00	0.00	0.00	0.00	0.00	***.***%
1101010392.000	GEN POLICE BLDG MTCE	0.00	2500.00	2619.77	0.00	0.00	2681.77	5119.77	0.00	0.00	0.00	0.00%
1101015115.000	GEN TOWN COUNCIL SALARIES	0.00	14730.00	-0.49	0.00	0.00	2455.01	14729.51	0.00	0.00	0.00	0.00%
1101015131.000	GEN TOWN COUNCIL FICA	0.00	1127.00	-0.20	0.00	0.00	187.80	1126.80	0.00	0.00	0.00	0.00%
1101015362.000	GEN TOWN COUNCIL PREMIUM	0.00	750.00	5.50	0.00	0.00	0.00	755.50	0.00	0.00	0.00	0.00%
SubTotal Fund Number 1101		0.00	785905.00	0.00	10852.99	115.79	61211.55	779011.95	0.00	17630.25	17746.04	2.22%
**Fund Number 2201												
2201001105.000	MVH ADMIN CHIEF ADMIN	0.00	10795.00	568.06	0.00	0.00	920.78	11363.06	0.00	0.00	0.00	0.00%
2201001115.000	MVH ADMIN CUSTOMER CARE	0.00	3712.00	-8.91	0.00	0.00	240.48	3619.57	0.00	83.52	83.52	2.25%
2201001130.000	MVH ADMIN UTILITY SUPERVISOR	0.00	2040.00	-108.53	0.00	0.00	0.00	912.25	0.00	1019.22	1019.22	52.76%
2201001135.000	MVH TOWN MAINTENANCE	0.00	16229.00	-822.71	0.00	0.00	3840.00	7680.00	0.00	7726.29	7726.29	50.15%
2201001190.000	MVH ADMIN OVERTIME	0.00	10000.00	-200.39	0.00	0.00	1286.03	7917.65	0.00	1881.96	1881.96	19.20%
2201001191.000	MVH ADMIN EMPLOYERS FICA	0.00	3272.00	-84.62	0.00	0.00	479.97	2392.64	0.00	794.74	794.74	24.93%
2201001192.000	MVH ADMIN PERF	0.00	6074.00	-154.52	0.00	0.00	892.85	4468.31	0.00	1451.17	1451.17	24.51%
2201001193.000	MVH ADMIN UNEMPLOYMENT	0.00	100.00	-9.62	0.00	0.00	0.00	0.00	0.00	90.38	90.38	100.00%
2201001194.000	MVH ADMIN EMPLOYERS HEALTH	0.00	6668.00	-181.26	0.00	0.00	0.00	4784.46	0.00	1702.28	1702.28	26.24%
2201001196.000	MVH ADMIN PAYROLL LIABILITY	0.00	100.00	-9.62	0.00	0.00	0.00	0.00	0.00	90.38	90.38	100.00%
2201001197.000	MVH ADMIN UNIFORMS	0.00	250.00	-1.93	0.00	0.00	0.00	229.98	0.00	18.09	18.09	7.29%
2201001200.000	MVH ADMIN OFFICE SUPPLIES &	0.00	1200.00	-62.23	0.00	0.00	0.00	553.32	0.00	584.45	584.45	51.36%
2201001215.000	MVH ADMIN VEHICLE GAS	0.00	5400.00	1045.84	0.00	0.00	608.43	6445.84	0.00	0.00	0.00	0.00%
2201001225.000	MVH ADMIN STONE & GRAVEL	0.00	3000.00	-149.94	0.00	0.00	0.00	1441.90	0.00	1408.16	1408.16	49.40%
2201001230.000	MVH ADMIN MATERIALS &	0.00	4500.00	2910.19	0.00	180.00	140.12	7410.19	0.00	-180.00	0.00	0.00%
2201001235.000	MVH ADMIN STREET & SAFETY &	0.00	6000.00	-96.93	0.00	0.00	875.84	4992.74	0.00	910.33	910.33	15.42%
2201001302.000	MVH ADMIN CONTRACTUAL	0.00	29000.00	-421.63	0.00	0.00	3740.91	24618.76	0.00	3959.61	3959.61	13.85%
2201001320.000	MVH ADMIN TRAINING &	0.00	750.00	-67.36	0.00	25.00	0.00	50.00	0.00	607.64	632.64	92.67%
2201001322.000	MVH ADMIN SIDEWALK	0.00	18312.00	-483.29	0.00	0.00	0.00	13290.00	0.00	4538.71	4538.71	25.45%
2201001326.000	MVH ADMIN RESURFACING	0.00	27050.00	-482.14	0.00	4800.00	0.00	22040.00	0.00	-272.14	4527.86	17.04%
2201001330.000	MVH ADMIN SAND & SNOW	0.00	5000.00	-290.53	0.00	0.00	0.00	1980.99	0.00	2728.48	2728.48	57.93%
2201001332.000	MVH ADMIN TREE MAINTENANCE	0.00	3700.00	157.99	0.00	3006.00	0.00	3857.99	0.00	-3006.00	0.00	0.00%
2201001366.000	MVH ADMIN WORKERS	0.00	1100.00	0.00	0.00	0.00	0.00	1100.00	0.00	0.00	0.00	0.00%
2201001374.000	MVH ADMIN VEHICLE INSURANCE	0.00	500.00	0.00	0.00	0.00	0.00	500.00	0.00	0.00	0.00	0.00%
2201001394.000	MVH ADMIN VEHICLE	0.00	5000.00	-334.82	0.00	0.00	0.00	1520.76	0.00	3144.42	3144.42	67.40%
2201001395.000	MVH ADMIN DRAINAGE	0.00	1000.00	-48.12	0.00	0.00	0.00	500.00	0.00	451.88	451.88	47.47%
2201001396.000	MVH ADMIN EQUIPMENT REPAIR	0.00	1500.00	-57.34	0.00	1156.00	0.00	904.21	0.00	-617.55	538.45	37.32%
2201001397.000	MVH ADMIN EQUIPMENT RENTAL	0.00	750.00	-72.18	0.00	0.00	0.00	0.00	0.00	677.82	677.82	100.00%

Appropriation Report

APPROP	TITLE	FORWARDED	CURRENT	TRANSFRD	ADDL/ADJ	ENCUM	EXP-MTD	EXP-YTD	LIQ NOT EXP FWD	UNENCUM BAL	UNEXPEND BAL	% LEFT
SubTotal Fund Number 2505		0.00	0.00	0.00	0.00	450.00	15.00	2996.59	0.00	-3446.59	-2996.59	***.***%
**Fund Number 2506												
2506001360.000	DOG LICENSE ADMIN OTHER	0.00	0.00	0.00	0.00	0.00	0.00	659.55	0.00	-659.55	-659.55	***.***%
SubTotal Fund Number 2506		0.00	0.00	0.00	0.00	0.00	0.00	659.55	0.00	-659.55	-659.55	***.***%
**Fund Number 2507												
2507005240.000	MAINSTREET CT OTHER	0.00	0.00	0.00	0.00	0.00	0.00	0.00	0.00	0.00	0.00	***.***%
SubTotal Fund Number 2507		0.00	0.00	0.00	0.00	0.00	0.00	0.00	0.00	0.00	0.00	***.***%
**Fund Number 2508												
2508015231.000	PARK IMPROVEMENT MATERIALS	0.00	0.00	0.00	0.00	0.00	0.00	689.95	0.00	-689.95	-689.95	***.***%
2508015329.000	PARK IMPROVEMENT	0.00	0.00	0.00	0.00	1366.72	0.00	220.54	0.00	-1587.26	-220.54	***.***%
SubTotal Fund Number 2508		0.00	0.00	0.00	0.00	1366.72	0.00	910.49	0.00	-2277.21	-910.49	***.***%
**Fund Number 2509												
2509020390.000	RBDG REVOLVING LOAN TECH	0.00	0.00	0.00	0.00	0.00	0.00	0.00	0.00	0.00	0.00	***.***%
2509035591.000	RBDG REVOLVING LOAN LOAN	0.00	0.00	0.00	0.00	0.00	0.00	6000.00	0.00	-6000.00	-6000.00	***.***%
SubTotal Fund Number 2509		0.00	0.00	0.00	0.00	0.00	0.00	6000.00	0.00	-6000.00	-6000.00	***.***%
**Fund Number 4401												
4401001400.000	CUM CAP IMP ADMIN NEW	0.00	500.00	0.00	0.00	0.00	0.00	500.00	0.00	0.00	0.00	0.00%
4401005400.000	CUM CAP IMP CT NEW	0.00	500.00	0.00	0.00	0.00	0.00	0.00	0.00	500.00	500.00	100.00%
SubTotal Fund Number 4401		0.00	1000.00	0.00	0.00	0.00	0.00	500.00	0.00	500.00	500.00	50.00%
**Fund Number 4402												
4402001328.000	CCD ADMIN STREET	0.00	40000.00	0.00	0.00	0.00	0.00	40000.00	0.00	0.00	0.00	0.00%
4402001334.000	CCD ADMIN DRAINAGE	0.00	8000.00	-5429.60	0.00	0.00	0.00	0.00	0.00	2570.40	2570.40	100.00%
4402001405.000	CCD ADMIN FIRE EQUIPMENT	0.00	12000.00	0.00	14700.00	0.00	0.00	26628.95	0.00	71.05	71.05	0.26%
4402010400.000	CCD POLICE NEW EQUIPMENT	0.00	0.00	5429.60	24300.00	0.00	29729.60	29729.60	0.00	0.00	0.00	0.00%
SubTotal Fund Number 4402		0.00	60000.00	0.00	39000.00	0.00	29729.60	96358.55	0.00	2641.45	2641.45	2.66%
**Fund Number 4439												
4439001105.000	F&B ADMIN CHIEF ADMIN	0.00	2369.00	195.90	0.00	0.00	207.84	2564.90	0.00	0.00	0.00	0.00%
4439001115.000	F&B ADMIN CUSTOMER CARE	0.00	2060.00	-239.33	0.00	0.00	120.00	1806.16	0.00	14.51	14.51	0.79%
4439001116.000	F&B ADMIN STREET SUPT	0.00	1030.00	-971.11	0.00	0.00	0.00	0.00	0.00	58.89	58.89	100.00%
4439001191.000	F&B ADMIN EMPLOYERS FICA	0.00	418.00	-76.73	0.00	0.00	30.44	336.62	0.00	4.65	4.65	1.36%
4439001192.000	F&B ADMIN PERF	0.00	775.00	-145.46	0.00	0.00	46.56	620.72	0.00	8.82	8.82	1.40%

Appropriation Report

APPROP	TITLE	FORWARDED	CURRENT	TRANSFRD	ADDL/ADJ	ENCUM	EXP-MTD	EXP-YTD	LIQ NOT EXP FWD	UNENCUM BAL	UNEXPEND BAL	% LEFT
4439001194.000	F&B ADMIN EMPLOYERS HEALTH	0.00	500.00	-471.41	0.00	0.00	0.00	0.00	0.00	28.59	28.59	100.00%
4439001210.000	F&B ADMIN RESTROOM	0.00	10500.00	1401.75	0.00	856.27	339.50	11901.75	0.00	-856.27	0.00	0.00%
4439001220.000	F&B ADMIN TRASH CONTAINERS	0.00	1000.00	-942.82	0.00	0.00	0.00	0.00	0.00	57.18	57.18	100.00%
4439001245.000	F&B ADMIN MISC SUPPLIES	0.00	1200.00	-974.22	0.00	0.00	17.38	166.70	0.00	59.08	59.08	26.16%
4439001300.000	F&B ADMIN ATTORNEY	0.00	1000.00	-942.82	0.00	0.00	0.00	0.00	0.00	57.18	57.18	100.00%
4439001304.000	F&B ADMIN PROFESSIONAL	0.00	20000.00	9076.46	12500.00	64320.93	1642.21	41576.46	0.00	-64320.93	0.00	0.00%
4439001322.000	F&B ADMIN SIDEWALK	0.00	4700.00	-4431.27	0.00	0.00	0.00	0.00	0.00	268.73	268.73	100.00%
4439001324.000	F&B ADMIN STREETScape	0.00	4000.00	-1747.23	0.00	0.00	1694.85	2146.81	0.00	105.96	105.96	4.70%
4439001340.000	F&B ADMIN CLEANING SERVICES	0.00	50000.00	-425.17	0.00	0.00	2157.91	49549.05	0.00	25.78	25.78	0.05%
4439001342.000	F&B ADMIN ACCOUNTING	0.00	100.00	-94.28	0.00	0.00	0.00	0.00	0.00	5.72	5.72	100.00%
4439001344.000	F&B ADMIN SECURITY UPDATE	0.00	1000.00	-942.82	0.00	0.00	0.00	0.00	0.00	57.18	57.18	100.00%
4439001368.000	F&B ADMIN MULTI PERIL	0.00	5000.00	0.00	0.00	0.00	0.00	5000.00	0.00	0.00	0.00	0.00%
4439001378.000	F&B ADMIN ELECTRICITY	0.00	14500.00	-5016.49	0.00	0.00	725.97	9179.29	0.00	304.22	304.22	3.20%
4439001384.000	F&B ADMIN WATER	0.00	14500.00	-1654.10	0.00	0.00	2158.13	12745.59	0.00	100.31	100.31	0.78%
4439001386.000	F&B ADMIN SEWAGE	0.00	15000.00	1678.83	0.00	0.00	2640.25	16678.83	0.00	0.00	0.00	0.00%
4439001398.000	F&B ADMIN RENTALS	0.00	1150.00	1059.01	0.00	0.00	191.52	2209.01	0.00	0.00	0.00	0.00%
4439001399.000	F&B ADMIN RESTROOM REPAIRS	0.00	4000.00	5663.31	0.00	300.00	3860.99	9663.31	0.00	-300.00	0.00	0.00%
4439005140.000	F&B CT CLERK TREASURER	0.00	2060.00	169.50	0.00	0.00	171.50	2229.50	0.00	0.00	0.00	0.00%
4439005145.000	F&B CT ACCOUNTING CLERK	0.00	2060.00	33.00	0.00	0.00	161.00	2093.00	0.00	0.00	0.00	0.00%
4439005191.000	F&B CT EMPLOYERS FICA	0.00	315.00	15.72	0.00	0.00	25.44	330.72	0.00	0.00	0.00	0.00%
4439005192.000	F&B CT PERF	0.00	354.00	10.25	0.00	0.00	28.02	364.25	0.00	0.00	0.00	0.00%
4439005194.000	F&B CT EMPLOYERS HEALTH INS	0.00	500.00	-228.47	0.00	0.00	0.00	0.00	0.00	271.53	271.53	100.00%
SubTotal Fund Number 4439		0.00	160091.00	0.00	12500.00	65477.20	16219.51	171162.67	0.00	-64048.87	1428.33	0.82%
**Fund Number 6101												
6101001100.000	WATER TOWN MANAGER	0.00	16480.00	0.00	0.00	0.00	1250.00	10000.00	0.00	6480.00	6480.00	39.32%
6101001105.000	WATER CHIEF ADMIN OFFICER	0.00	13020.00	0.00	0.00	0.00	1109.30	13689.76	0.00	-669.76	-669.76	-5.14%
6101001107.000	WATER UTILITY MANAGER	0.00	20000.00	0.00	0.00	0.00	0.00	5832.41	0.00	14167.59	14167.59	70.83%
6101001110.000	WATER ASST UTILITY MANAGER	0.00	13648.00	0.00	0.00	0.00	0.00	0.00	0.00	13648.00	13648.00	100.00%
6101001115.000	WATER CUSTOMER CARE	0.00	13072.00	0.00	0.00	0.00	847.20	12751.45	0.00	320.55	320.55	2.45%
6101001117.000	WATER TOWN COUNCIL MEMBER	0.00	16315.00	0.00	0.00	0.00	2603.81	15622.31	0.00	692.69	692.69	4.24%
6101001121.000	WATER UTILITY TECH	0.00	8646.00	0.00	0.00	0.00	1760.00	11216.03	0.00	-2570.03	-2570.03	-29.72%
6101001123.000	WATER UTILITY TECH	0.00	15787.00	0.00	0.00	0.00	1760.00	19493.95	0.00	-3706.95	-3706.95	-23.48%
6101001124.000	WATER UTILITY TECH	0.00	10202.00	0.00	0.00	0.00	1920.00	20206.86	0.00	-10004.86	-10004.86	-98.06%
6101001130.000	WATER UTILITY SUPERVISOR	0.00	28640.00	0.00	0.00	0.00	0.00	6104.93	0.00	22535.07	22535.07	78.68%
6101001136.000	WATER UTILITY TECH	0.00	4920.00	0.00	0.00	0.00	1920.00	29543.70	0.00	-24623.70	-24623.70	***.***
6101001137.000	WATER CHIEF OPERATING	0.00	24823.00	0.00	0.00	0.00	2647.56	29831.86	0.00	-5008.86	-5008.86	-20.17%

Appropriation Report

APPROP	TITLE	FORWARDED	CURRENT	TRANSFRD	ADDL/ADJ	ENCUM	EXP-MTD	EXP-YTD	LIQ NOT EXP FWD	UNENCUM BAL	UNEXPEND BAL	% LEFT
6101001140.000	WATER CLERK TREASURER	0.00	19136.00	0.00	0.00	0.00	1457.78	18951.14	0.00	184.86	184.86	0.96%
6101001145.000	WATER ACCOUNTING & DEPUTY	0.00	18494.00	0.00	0.00	0.00	1408.78	18314.14	0.00	179.86	179.86	0.97%
6101001150.000	WATER UTILITY BILLING CLERK	0.00	21022.00	0.00	0.00	0.00	1534.94	19954.22	0.00	1067.78	1067.78	5.07%
6101001155.000	WATER RECORDS CLERK	0.00	11414.00	0.00	0.00	0.00	0.00	4696.00	0.00	6718.00	6718.00	58.85%
6101001190.000	WATER OVERTIME EXCESS	0.00	25000.00	0.00	0.00	0.00	905.86	22515.25	0.00	2484.75	2484.75	9.93%
6101001191.000	WATER EMPLOYERS SHARE FICA	0.00	20000.00	0.00	0.00	0.00	1792.64	19898.61	0.00	101.39	101.39	0.50%
6101001192.000	WATER EMPLOYER SHARE PERF	0.00	35000.00	0.00	0.00	0.00	2737.41	32265.19	0.00	2734.81	2734.81	7.81%
6101001194.000	WATER EMPLOYER SHARE INS	0.00	58000.00	0.00	0.00	0.00	250.00	44872.66	0.00	13127.34	13127.34	22.63%
6101001195.000	WATER YEARS OF SERVICE	0.00	3000.00	0.00	0.00	0.00	2366.51	2366.51	0.00	633.49	633.49	21.11%
6101001197.000	WATER UNIFORMS	0.00	3000.00	0.00	0.00	90.00	309.96	927.10	0.00	1982.90	2072.90	69.09%
6101001200.000	WATER OFFICE SUPPLIES	0.00	5000.00	0.00	0.00	174.38	361.77	3245.17	0.00	1580.45	1754.83	35.09%
6101001205.000	WATER POSTAGE & LEGAL &	0.00	5600.00	0.00	0.00	0.00	1272.63	7004.26	0.00	-1404.26	-1404.26	-25.07%
6101001215.000	WATER GAS	0.00	11500.00	0.00	0.00	0.00	1250.01	12026.34	0.00	-526.34	-526.34	-4.57%
6101001230.000	WATER MATERIALS AND	0.00	80000.00	0.00	0.00	17154.62	3893.75	40861.19	0.00	21884.19	39038.81	48.79%
6101001300.000	WATER ATTORNEY	0.00	15000.00	0.00	0.00	0.00	0.00	10279.54	0.00	4720.46	4720.46	31.46%
6101001302.000	WATER CONTRACT SERVICES	0.00	50000.00	0.00	0.00	9629.00	640.35	67765.41	0.00	-27394.41	-17765.41	-35.53%
6101001303.000	WATER CUSTODIAN	0.00	4687.00	0.00	0.00	0.00	592.00	7696.00	0.00	-3009.00	-3009.00	-64.19%
6101001320.000	WATER EDUCATION	0.00	3200.00	0.00	0.00	488.00	452.50	3781.44	0.00	-1069.44	-581.44	-18.17%
6101001353.000	WATER ENGINEERING SERVICES	0.00	35500.00	0.00	0.00	0.00	0.00	59875.00	0.00	-24375.00	-24375.00	-68.66%
6101001354.000	WATER WATER ANALYSIS	0.00	7000.00	0.00	0.00	0.00	320.00	5453.10	0.00	1546.90	1546.90	22.09%
6101001356.000	WATER DUES & SUBSCRIPTIONS	0.00	2500.00	0.00	0.00	0.00	13.99	1924.90	0.00	575.10	575.10	23.00%
6101001357.000	WATER IDEM FEE	0.00	1500.00	0.00	0.00	0.00	0.00	1259.70	0.00	240.30	240.30	16.02%
6101001359.000	WATER UTILITY RECEIPTS TAX	0.00	35000.00	0.00	0.00	0.00	0.00	22000.00	0.00	13000.00	13000.00	37.14%
6101001361.000	WATER SALES TAX	0.00	80000.00	0.00	0.00	0.00	8401.86	89390.21	0.00	-9390.21	-9390.21	-11.73%
6101001362.000	WATER INSURANCE BONDS	0.00	1000.00	0.00	0.00	150.00	116.08	572.58	0.00	277.42	427.42	42.74%
6101001363.000	WATER MISC NON UTILITY	0.00	5000.00	0.00	0.00	0.00	10.30	1725.60	0.00	3274.40	3274.40	65.48%
6101001366.000	WATER WORKMENS	0.00	9000.00	0.00	0.00	0.00	0.00	9000.00	0.00	0.00	0.00	0.00%
6101001367.000	WATER RENT	0.00	8640.00	0.00	0.00	0.00	720.00	8640.00	0.00	0.00	0.00	0.00%
6101001368.000	WATER MULTI PERIL LIABILITY	0.00	7140.00	0.00	0.00	0.00	0.00	7519.25	0.00	-379.25	-379.25	-5.31%
6101001374.000	WATER VEHICLE INSURANCE	0.00	6000.00	0.00	0.00	0.00	0.00	6000.00	0.00	0.00	0.00	0.00%
6101001378.000	WATER ELECTRICITY	0.00	15000.00	0.00	0.00	0.00	715.11	11348.23	0.00	3651.77	3651.77	24.34%
6101001382.000	WATER NATURAL GAS TOWN	0.00	300.00	0.00	0.00	0.00	37.21	262.44	0.00	37.56	37.56	12.52%
6101001384.000	WATER PURCHASED WATER	0.00	502000.00	0.00	0.00	0.00	45692.11	539924.07	0.00	-37924.07	-37924.07	-7.55%
6101001388.000	WATER COMMUNICATIONS	0.00	8000.00	0.00	0.00	0.00	535.42	8095.23	0.00	-95.23	-95.23	-1.19%
6101001394.000	WATER VEHICLE MAINTENANCE	0.00	11000.00	0.00	0.00	0.00	191.58	4350.37	0.00	6649.63	6649.63	60.45%
6101001396.000	WATER EQUIPMENT REPAIR	0.00	6500.00	0.00	0.00	0.00	1689.15	4201.45	0.00	2298.55	2298.55	35.36%

Appropriation Report

APPROP	TITLE	FORWARDED	CURRENT	TRANSFRD	ADDL/ADJ	ENCUM	EXP-MTD	EXP-YTD	LIQ NOT EXP FWD	UNENCUM BAL	UNEXPEND BAL	% LEFT
6108005442.000	WATER SHORT LIVED ASSET	0.00	0.00	0.00	0.00	0.00	0.00	0.00	0.00	0.00	0.00	***.***%
6108020362.000	WATER SHORT LIVED ASSET	0.00	0.00	0.00	0.00	0.00	0.00	0.00	0.00	0.00	0.00	***.***%
SubTotal Fund Number 6108		0.00	0.00	0.00	0.00	0.00	0.00	0.00	0.00	0.00	0.00	***.***%
**Fund Number 6201												
6201001100.000	SEWAGE TOWN MANAGER	0.00	6180.00	0.00	0.00	0.00	1250.00	10000.00	0.00	-3820.00	-3820.00	-61.81%
6201001105.000	SEWAGE CHIEF ADMIN OFFICER	0.00	13022.00	0.00	0.00	0.00	1113.70	13743.92	0.00	-721.92	-721.92	-5.54%
6201001107.000	SEWAGE UTILITY MANAGER	0.00	55000.00	0.00	0.00	0.00	0.00	10784.10	0.00	44215.90	44215.90	80.39%
6201001110.000	SEWAGE ASST UTILITY	0.00	23610.00	0.00	0.00	0.00	0.00	0.00	0.00	23610.00	23610.00	100.00%
6201001115.000	SEWAGE CUSTOMER CARE SPEC	0.00	11239.00	0.00	0.00	0.00	729.60	10981.43	0.00	257.57	257.57	2.29%
6201001117.000	SEWAGE TOWN COUNCIL	0.00	14675.00	0.00	0.00	0.00	2380.58	14283.18	0.00	391.82	391.82	2.67%
6201001121.000	SEWAGE UTILITY TECH	0.00	30243.00	0.00	0.00	0.00	1760.00	13427.53	0.00	16815.47	16815.47	55.60%
6201001123.000	SEWAGE UTILITY TECH	0.00	30575.00	0.00	0.00	0.00	3680.00	23332.90	0.00	7242.10	7242.10	23.68%
6201001124.000	SEWAGE UTILITY TECH	0.00	14456.00	0.00	0.00	0.00	1920.00	20206.84	0.00	-5750.84	-5750.84	-39.78%
6201001130.000	SEWAGE UTILITY SUPERVISOR	0.00	11577.00	0.00	0.00	0.00	0.00	10525.78	0.00	1051.22	1051.22	9.08%
6201001137.000	SEWAGE CHIEF OPERATING	0.00	24801.00	0.00	0.00	0.00	2648.61	29843.78	0.00	-5042.78	-5042.78	-20.33%
6201001140.000	SEWAGE CLERK TREASURER	0.00	15502.00	0.00	0.00	0.00	1200.52	15606.76	0.00	-104.76	-104.76	-0.67%
6201001145.000	SEWAGE ACCOUNTING CLERK	0.00	15327.00	0.00	0.00	0.00	1207.52	15697.76	0.00	-370.76	-370.76	-2.41%
6201001150.000	SEWAGE BILLING CLERK	0.00	14865.00	0.00	0.00	0.00	1143.84	14869.92	0.00	-4.92	-4.92	-0.03%
6201001155.000	SEWAGE RECORDS CLERK	0.00	7649.00	0.00	0.00	0.00	0.00	3753.90	0.00	3895.10	3895.10	50.92%
6201001190.000	SEWAGE OVERTIME EXCESS	0.00	30000.00	0.00	0.00	0.00	867.46	20370.82	0.00	9629.18	9629.18	32.09%
6201001191.000	SEWAGE EMPLOYER SHARE FICA	0.00	18000.00	0.00	0.00	0.00	1699.02	17499.16	0.00	500.84	500.84	2.78%
6201001192.000	SEWAGE EMPLOYER SHARE	0.00	35000.00	0.00	0.00	0.00	2624.31	28749.24	0.00	6250.76	6250.76	17.85%
6201001194.000	SEWAGE EMPLOYERS SHARE	0.00	60000.00	0.00	0.00	0.00	625.00	45497.68	0.00	14502.32	14502.32	24.17%
6201001195.000	SEWAGE YEARS OF SERVICE	0.00	4000.00	0.00	0.00	0.00	2366.75	2366.75	0.00	1633.25	1633.25	40.83%
6201001197.000	SEWAGE UNIFORMS	0.00	2500.00	0.00	0.00	199.99	329.98	1152.40	0.00	1147.61	1347.60	53.90%
6201001200.000	SEWAGE OFFICE SUPPLIES	0.00	6500.00	0.00	0.00	611.25	221.11	3569.65	0.00	2319.10	2930.35	45.08%
6201001205.000	SEWAGE POSTAGE, LEGAL,	0.00	6000.00	0.00	0.00	0.00	1272.63	7049.18	0.00	-1049.18	-1049.18	-17.48%
6201001215.000	SEWAGE GAS	0.00	11000.00	0.00	0.00	0.00	1287.25	12288.92	0.00	-1288.92	-1288.92	-11.71%
6201001230.000	SEWAGE MATERIALS &	0.00	60000.00	0.00	0.00	2033.49	2803.47	44042.57	0.00	13923.94	15957.43	26.59%
6201001231.000	SEWAGE CHEMICALS	0.00	40000.00	0.00	0.00	0.00	0.00	39345.05	0.00	654.95	654.95	1.63%
6201001300.000	SEWAGE ATTORNEY	0.00	10000.00	0.00	0.00	0.00	0.00	3914.01	0.00	6085.99	6085.99	60.85%
6201001302.000	SEWAGE CONTRACT SERVICES	0.00	60000.00	0.00	0.00	400.00	6079.05	133285.10	0.00	-73685.10	-73285.10	***.***%
6201001303.000	SEWAGE CUSTODIAN	0.00	4673.00	0.00	0.00	0.00	592.00	7696.00	0.00	-3023.00	-3023.00	-64.69%
6201001320.000	SEWAGE EDUCATION	0.00	5500.00	0.00	0.00	488.00	452.50	1797.49	0.00	3214.51	3702.51	67.31%
6201001353.000	SEWAGE ENGINEERING	0.00	35000.00	0.00	0.00	0.00	0.00	149014.94	0.00	-114014.94	-114014.94	***.***%
6201001356.000	SEWAGE DUES &	0.00	2000.00	0.00	0.00	0.00	13.99	1974.91	0.00	25.09	25.09	1.25%

Appropriation Report

APPROP	TITLE	FORWARDED	CURRENT	TRANSFRD	ADDL/ADJ	ENCUM	EXP-MTD	EXP-YTD	LIQ NOT EXP FWD	UNENCUM BAL	UNEXPEND BAL	% LEFT
6207001590.000	SEWAGE ASSET MGMT RSV	0.00	0.00	0.00	0.00	0.00	0.00	0.00	0.00	0.00	0.00	***.***%
6207001593.000	SEWAGE ASSET MGMT TEMP	0.00	0.00	0.00	0.00	0.00	0.00	0.00	0.00	0.00	0.00	***.***%
6207005440.000	SEWAGE ASSET MGMT NEW	0.00	0.00	0.00	0.00	0.00	0.00	0.00	0.00	0.00	0.00	***.***%
6207005442.000	SEWAGE ASSET MGMT	0.00	0.00	0.00	0.00	0.00	0.00	54540.36	0.00	-54540.36	-54540.36	***.***%
6207020362.000	SEWAGE ASSET MGMT EQUIP	0.00	0.00	0.00	0.00	0.00	0.00	13173.66	0.00	-13173.66	-13173.66	***.***%
SubTotal Fund Number 6207		0.00	0.00	0.00	0.00	0.00	0.00	67714.02	0.00	-67714.02	-67714.02	***.***%
**Fund Number 8902												
8902000812.000	AFLAC	0.00	0.00	0.00	0.00	0.00	0.00	6435.80	0.00	-6435.80	-6435.80	***.***%
SubTotal Fund Number 8902		0.00	0.00	0.00	0.00	0.00	0.00	6435.80	0.00	-6435.80	-6435.80	***.***%
**Fund Number 8903												
8903000813.000	DEFERRED COMP	0.00	0.00	0.00	0.00	0.00	25.00	425.00	0.00	-425.00	-425.00	***.***%
SubTotal Fund Number 8903		0.00	0.00	0.00	0.00	0.00	25.00	425.00	0.00	-425.00	-425.00	***.***%
**Fund Number 8904												
8904000814.000	CHILD SUPPORT	0.00	0.00	0.00	0.00	0.00	0.00	9764.18	0.00	-9764.18	-9764.18	***.***%
SubTotal Fund Number 8904		0.00	0.00	0.00	0.00	0.00	0.00	9764.18	0.00	-9764.18	-9764.18	***.***%
**Fund Number 8905												
8905000815.000	PERF	0.00	0.00	0.00	0.00	0.00	11060.58	108744.09	0.00	-108744.09	-108744.09	***.***%
SubTotal Fund Number 8905		0.00	0.00	0.00	0.00	0.00	11060.58	108744.09	0.00	-108744.09	-108744.09	***.***%
**Fund Number 8906												
8906000816.000	GARNISHMENT	0.00	0.00	0.00	0.00	0.00	0.00	0.00	0.00	0.00	0.00	***.***%
SubTotal Fund Number 8906		0.00	0.00	0.00	0.00	0.00	0.00	0.00	0.00	0.00	0.00	***.***%
**Fund Number 8907												
8907000817.000	FEDERAL 941 PYMT EFTPS	0.00	0.00	0.00	0.00	0.00	23337.98	239594.91	0.00	-239594.91	-239594.91	***.***%
SubTotal Fund Number 8907		0.00	0.00	0.00	0.00	0.00	23337.98	239594.91	0.00	-239594.91	-239594.91	***.***%
**Fund Number 8908												
8908000818.000	STATE AND COUNTY INTAX	0.00	0.00	0.00	0.00	0.00	5320.07	53226.62	0.00	-53226.62	-53226.62	***.***%
SubTotal Fund Number 8908		0.00	0.00	0.00	0.00	0.00	5320.07	53226.62	0.00	-53226.62	-53226.62	***.***%
**Fund Number 8909												
8909000819.000	HSA EMPLOYEE SAVINGS	0.00	0.00	0.00	0.00	0.00	100.00	1310.00	0.00	-1310.00	-1310.00	***.***%
SubTotal Fund Number 8909		0.00	0.00	0.00	0.00	0.00	100.00	1310.00	0.00	-1310.00	-1310.00	***.***%